


Polypropylene Dry-Disconnect



Features:

- Lightweight.
- Unrestricted 1½" flow.
- Minimal fluid spillage.
- Easy to use.
- Economical.
- Reduces risk of exposure.
- Wide range of chemical resistance.
- Cannot be uncoupled in open position.
- Spillage Data: 1½" = 2 ML and 2" = 2 ML
- Maximum operating pressure 100 P.S.I. @ 70°F or 70 P.S.I. @ 150°F



PART NO	DESCRIPTION	MAX PSI	PIPE SIZE
POLY DRY - MATE SETS			
DM150AD	1-1/2" Poly Dry-Mate Set	100	1-1/2"
DM200AD	2" Poly Dry-Mate Set	100	2"

PART NO	DESCRIPTION	MAX PSI	PIPE SIZE
POLY MALE DRY - MATE			
DM150A	1-1/2" Male x FPT NPT	100	1-1/2"
DM150AE	1-1/2" Male x FPT NPT w/EPDM Seals	100	1-1/2"
DM200A	2" Male x FPT NPT	100	2"
DM200AE	2" Male x FPT NPT w/EPDM Seals	100	2"
DMMT201A	2" Male x Male NPT w/low profile handle	100	2"
DMMT201AE	2" Male x Male NPT w/low profile handle w/EDPM Seals	100	2"

PART NO	DESCRIPTION	MAX PSI	PIPE SIZE
POLY FEMALE DRY - MATE			
DM150D	1-1/2" Female x FPT NPT	100	1-1/2"
DM150DE	1-1/2" Female w/EPDM Seals	100	1-1/2"
DM200D	2" Female x FPT NPT	100	2"
DM200DE	2" Female w/EPDM Seals	100	2"



Comes complete with dust covers to protect balls and seals when not in use. Lanyard included.



Manifold Connection also available



DMMT201A

Male Threads

Polypropylene Dry-Disconnect



2" AND 3" FULL PORT POLY DRY-MATES

Features:

- Unrestricted flow.
- Easy to use, economical, lightweight.
- Reduces risk of exposure.
- Minimal fluid spillage
- Easy to use
- Economical
- Wide range of chemical resistance.
- Cannot be uncoupled in open position.

Female Dry-Mate
DM300DFP



Male Dry-Mate
DM300AFP



Male & Female Sold Separately

PART NO	DESCRIPTION	MAX PSI	PIPE SIZE
3" FULL PORT POLY DRY-MATE			
DM220AD	2" FULL PORT DRY-MATE SET	100	2"
DM220A	2" MALE X FPT NPT	100	2"
DM220D	2" FEMALE X FPT NPT	100	2"
DM300AFP	3" FP Male x 3" Female NPT Threads w/ FKM (viton type) Seals	100	3"
DM300DFP	3" Female x NPT Threads	100	3"



Male & Female shown coupled together.

2" Full Port Dry-Mate Set

Stainless Steel Dry-Disconnect

2" FULL PORT STAINLESS STEEL DRY-MATE

Features:

- 316 stainless steel construction.
- FKM (viton type) standard, EPDM face seals available.
- 100% PTFE ball seats.
- 300 P.S.I. maximum operating pressure.
- 300°F maximum operating temperature.
- Filled valve for no product residue.
- 20 Degrees rotation either direction to ease coupling male and female halves.
- When liquid is flowing, Dry-Mate halves cannot be uncoupled w/o turning handles to closed position.
- When Dry-Mate halves are apart, handles cannot be turned to open position



Male Dry-Mate



Female Dry-Mate

Male & Female Sold Separately

PART NO	DESCRIPTION	MAX PSI	PIPE SIZE
2" FULL PORT STAINLESS STEEL DRY-MATE			
DM220ASS	2" FP Male x NPT Threads w/ all PTFE Seals	300	2"
DM220DSS	2" FP Female x NPT Threads w/ FKM (viton type) Seals	300	2"

Stainless Steel Dry-Disconnect

1" & 1-1/2" Full Port Stainless Steel Dry-Disconnect 2" Standard Stainless Steel Dry-Disconnect

Features:

- 100% PTFE ball seats.
- 300°F maximum operating temperature.
- Spillage Data: 1" = 1ml, 1½" and 2" = 2ml
- When liquid is flowing, Dry-Mate halves cannot be uncoupled without turning handles to closed position.
- When Dry-Mate halves are apart, handles cannot be turned to open position.

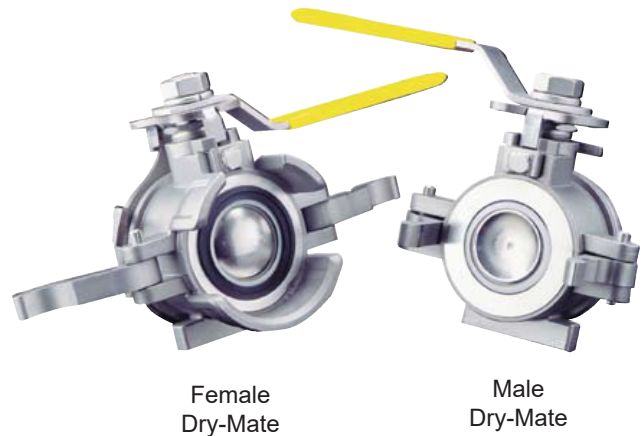
Sizes:

- 1" Full Port,
- 1-1/2" Full Port
- 2" Standard Port

Applications:

- Agriculture
- Industrial
- Pharmaceutical
- Chemical processing

Male & Female sold separately



Male & Female shown coupled together.



Available with Female NPT or BSP Threads

PREVENTS ACCIDENTAL SPILLS AND EXPOSURE!

PART NO	DESCRIPTION	MAX PSI	PIPE SIZE
1" FULL PORT STAINLESS STEEL DRY-MATE			
DM100ASS	1" Male x NPT w/PTFE Seals	100	1"
DM100DSS	1" Female x NPT w/FKM Viton Seals	100	1"

PART NO	DESCRIPTION	MAX PSI	PIPE SIZE
1-1/2" FULL PORT STAINLESS STEEL DRY-MATE			
DM150ASS	1-1/2" Male x NPT w/PTFE Seals	100	1-1/2"
DM150DSS	1-1/2" Female x NPT w/FKM (viton type) Seals	100	1-1/2"


PART NO	DESCRIPTION	MAX PSI	PIPE SIZE
2" STAINLESS STEEL DRY-MATE			
DM200ASS	1-1/2" Male x NPT w/PTFE Seals	100	2"
DM200DSS	1-1/2" Female x NPT w/FKM (viton type) Seals	100	2"

Dry Poppet Couplings



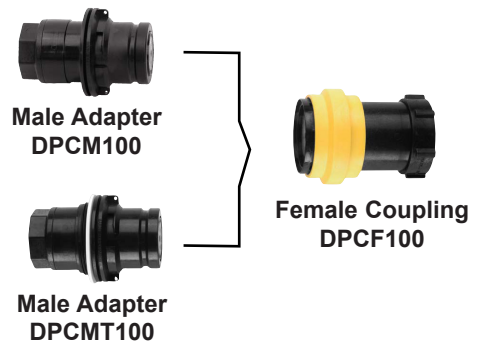
Features:

- Lightweight.
- Minimal fluid spillage.
- Easy to use.
- Economical.
- Reduces risk of exposure.
- Wide range of chemical resistance.
- Maximum operating pressure 70 P.S.I. @ 70°F.
- Maximum operating temperature 150°F.
- 30 GPM maximum flow.
- Precision molded in polypropylene.
- 1" Female NPT threads.



Male Adapter & Female Coupler shown coupled together but sold separately.

PART NO	DESCRIPTION
DRY POPPET COUPLINGS	
DPCF100	Female Dry Poppet Coupler, 1" Female NPT Threads w/ FKM (viton type) Seals
DPCM100	Male Dry Poppet Adapter, 1" Female NPT Threads w/ FKM (viton type) Seals
DPCMT100	Male Dry Poppet Adapter, w/2" Male Threaded Body, 1" Female NPT Threads w/ FKM (viton type) Seals



Closed Mixed Fitting System

Banjo's Closed Mix Fitting system consist of three parts, closed mix bottle adapter (CTS200AR), closed mix tank adapter (CTS200D) and a Banjo ball valve.

Features:

- Allows to safely and properly flush chemical containers.



PART NO	DESCRIPTION	MAX PSI
CLOSED MIX FITTING SYSTEM		
CTS200AR	Closed Mix Bottle Adapter	40
CTS200D	Tank Adapter w/2" Male NPT Threads	100



*Cap (CAP050) not included.



*Valve (LV050V) & fitting (050F) not included.

Assorted Quick Connect Fittings



Maxi-Dry Disconnect Couplings

- Locking handles
- All internal components are stainless steel
- Interchangeable with competitors
- Available in stainless steel and aluminum
- Gasket materials – Buna, Teflon or Viton
- Male and female cannot be disconnected while under pressure
- 150 PSI



MD20A-SS-Teflon

PART NO	DESCRIPTION
DRY DISCONNECT ADAPTER	
MD20A-AL-BUNA	2" Aluminum Adapter x Female NPT Thread w/Buna Seals
MD20A-SS-TEFLON	2" Stainless Steel Adapter x Female Thread w/Teflon Seals
MD20A-SS-VITON	2" Stainless Steel Adapter x Female Thread w/Viton Seals



MD20D-SS-Teflon

PART NO	DESCRIPTION
DRY DISCONNECT COUPLING	
MD20D-AL-BUNA	2" Aluminum Coupler x Female NPT Thread w/Buna Seals
MD20D-SS-TEFLON	2" Stainless Steel Coupler x Female Thread w/Teflon Seals
MD20D-SS-VITON	2" Stainless Steel Coupler x Female Thread w/Viton Seals

- Chemical resistant polypropylene.
- Single or double shut-off couplings have a large flow capacity, small body size and light weight.
- 3/8", 1/2" and 3/4" ID tube sizes.
- High volume fluid handling.
- 3/8", 1/2" and 3/4" NPT thread sizes.
- Shut off valves available in both halves.

0883 HFC Coupling Bodies - Polypropylene



0883-003

PART NO.	DESCRIPTION
PIPE THREAD BODY	
0883-003	3/8" NPT w/ Shut Off
0883-004	1/2" NPT Shut Off
0883-013	3/8" NPT Straight-thru
0883-014	1/2" NPT Straight-thru



0883-103

PART NO.	DESCRIPTION
INLINE HOSE BARB BODY	
0883-103	3/8" Hose Shut Off
0883-104	1/2" Hose Shut Off
0883-106	3/4" Hose Shut Off
0883-013	3/8" Hose ID Straight-thru
0883-014	1/2" Hose Straight-thru
0883-016	3/8" Hose Straight-thru

0882 HFC Coupling Inserts - Polypropylene



0882-003

PART NO.	DESCRIPTION
PIPE THREAD INSERT	
0882-003	3/8" NPT w/ Shut Off
0882-004	1/2" NPT Shut Off
0882-013	3/8" NPT Straight-thru
0882-014	1/2" NPT Straight-thru



0882-103

PART NO.	DESCRIPTION
HOSE BARB INSERT	
0882-103	3/8" Hose Shut Off
0882-104	1/2" Hose Shut Off
0882-106	3/4" Hose Shut Off
0882-013	3/8" Hose ID Straight-thru
0882-014	1/2" Hose Straight-thru
0882-016	3/8" Hose Straight-thru

Assorted Quick Connect Fittings



Double shut-off general purpose couplings that can be used anywhere that fluid transfer lines need to be connected and disconnected for operation or maintenance of equipment, and a loss of fluid is undesirable. It is recommended that steel be used for hydraulic fluid, and brass or 303 S.S. be used for chemicals, water and some gases.



PART NO	DESCRIPTION
BRASS QUICK CONNECTS	
FR25 FS	Female Socket - 1/4"
FR38 FS	Female Socket - 3/8"
FR50 FS	Female Socket - 1/2"



PART NO	DESCRIPTION
BRASS QUICK CONNECTS	
FR25 FBP	Female Plug - 1/4"
FR38 FBP	Female Plug - 3/8"
FR50 FBP	Female Plug - 1/2"



PART NO	DESCRIPTION
BRASS QUICK CONNECTS	
FR25 MS	Male Socket - 1/4"
FR38 MS	Male Socket - 3/8"
FR50 MS	Male Socket - 1/2"



PART NO	DESCRIPTION
BRASS QUICK CONNECTS	
FR25 MPB	Male Plug - 1/4"
FR38 MPB	Male Plug - 3/8"
FR50 MPB	Male Plug - 1/2"



PART NO	DESCRIPTION
BRASS QUICK CONNECTS	
BH4-60Y	Female Coupler - 1/2"
BH6-60Y	Female Coupler - 3/4"
BH8-60Y	Female Coupler - 1"
BH12-60Y	Female Coupler - 1-1/2"



PART NO	DESCRIPTION
BRASS QUICK CONNECTS	
BH4-61Y	Male Plug - 1/2"
BH6-61Y	Male Plug - 3/4"
BH8-61Y	Male Plug - 1"

60 Series Stainless Steel (303) Couplings are general purpose, double shut-off couplings. The valving and locking balls are also stainless steel. Standard seal material is Nitrile



PART NO	DESCRIPTION
STAINLESS STEEL QUICK CONNECTS	
SH3-62Y	Quick Coupling Female Coupler - 3/8"
SH3-63Y	Quick Coupling Male Nipple - 3/8"
SH6-62Y	Quick Coupling Female Coupler - 3/4"
SH6-63Y	Quick Coupling Female Nipple - 3/4"
SH8-62Y	Quick Coupling Female Coupler - 1"
SH8-63Y	Quick Coupling Female Nipple - 1"